



Limbs for Life Foundation

2018 Program Statistics

PROSTHETIC FINANCIAL ASSISTANCE PROGRAM

Financial Assistance for Prosthetic Lower Limbs (U.S.)	2017	2018	Increase/Decrease
Applicants Requesting Financial Assistance for Prosthetics	467	496	6%
Amputees Receiving Financial Assistance for Prosthetics	231	232	<1%
Total Prosthetic Financial Assistance for U.S. amputees	\$676,000	\$666,500	-1%
Client and Referral Services			
Via calls, mail, emails, social media inquiries	950	1475	55%
Distribution of donated parts			
U.S. amputees who received donated parts	343	420	22%
International clients assisted	637	305	-52%
Total Amputees Served in 2018	2,161	2,432	13%

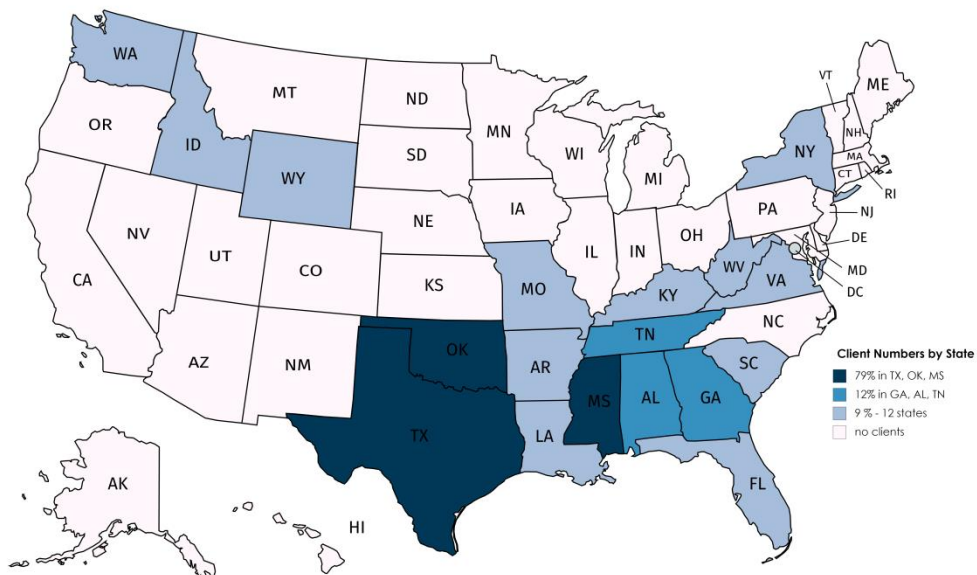
Client Statistics by State

91% reside in 6 states

Texas	31%
Oklahoma	28%
Mississippi	20%
Georgia	5%
Alabama	4%
Tennessee	3%

9% reside in these 12 states

Arkansas	New York
Florida	South Carolina
Idaho	Virginia
Kentucky	Washington
Louisiana	West Virginia
Missouri	Wyoming



Created with mapchart.net



Limbs for Life Foundation

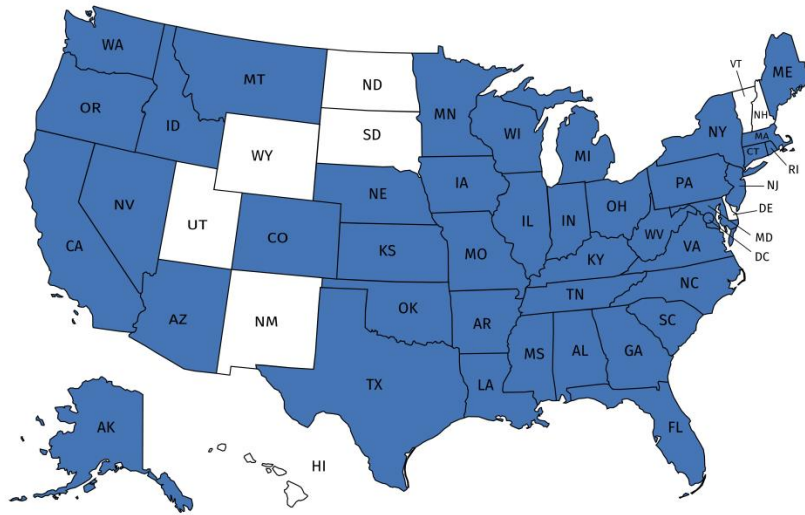
DONATED PROSTHETICS PROGRAM

Donated Prosthetic Parts	2017	2018	Increase/Decrease
Total Parts Received	7,162	7,852	10%
Total Parts Distributed	7,163	5,703	-20%

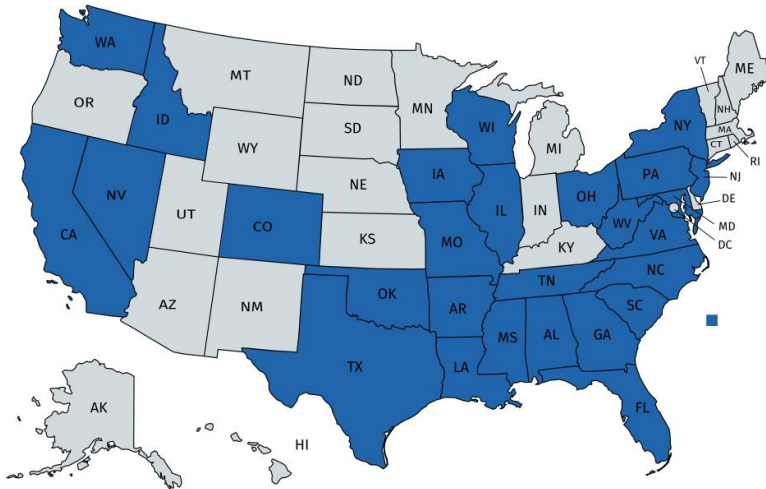
Geographic Summary - United States

- ❖ Parts received from 41 states
- ❖ Parts distributed to amputees in 28 states

2018 Incoming Donated Prosthetic Parts from 41 states (Blue)



2018 U.S. Distribution of Parts to 28 states (Blue)



Created with mapchart.net ©



Limbs for Life Foundation

2018 Distribution of Parts - International

Parts provided for amputees in 23 countries across 5 continents



North America

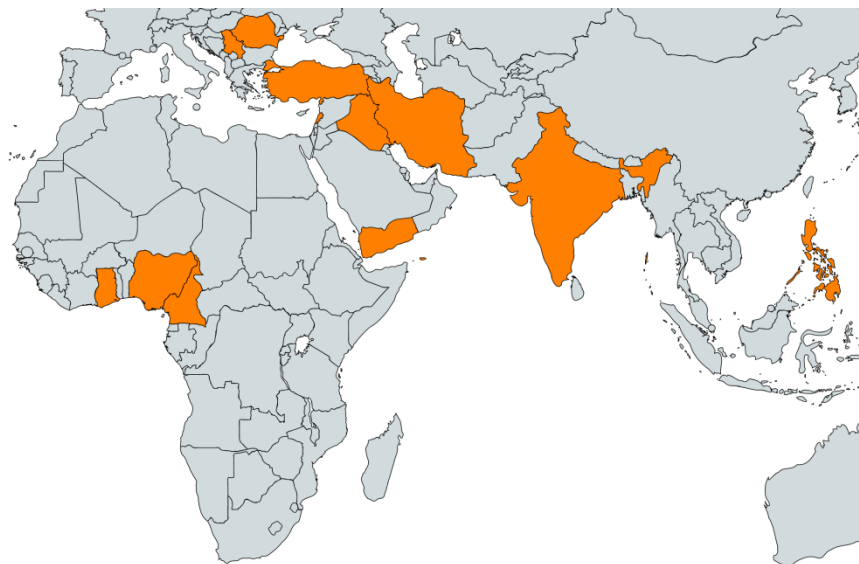
- Cuba
- Dominican Republic
- Grenada
- Guatemala
- Jamaica
- Mexico
- Panama

South America

- Colombia
- Ecuador
- Trinidad
- Venezuela

Europe

- Romania
- Serbia



Asia

- India
- Iran
- Iraq
- Lebanon
- Philippines
- Turkey
- Yemen

Africa

- Cameroon
- Ghana
- Nigeria